



NATA LIGHTING CO.,LTD.  
www.nata.cn  
Email:info@nata.com  
Tel:+86-750-3770000 Fax:+86-750-3771111  
Address:380JinOu Road,GaoXin Zone,Jiang Men City,Guangdong,China

NT

Client:

LumCAT: 2-2682-L

Luminaire: 92.70.411.00

Report No: 2024418-B011

Ballast type: AC

Test No: 2024418-C011

Voltage(V): 33.660

LampCAT: NICHIA NFCWJ120B-V3

Current(A): 0.576

Lamp flux(lm): 2726.0

Power (W): 19.388

Number of Lamps: 1

PF: 0.000

Length(mm): 0

Width(mm): 0

Phm Type: C

Height(mm): 0

### Photometric Results

Lumens(lm): 2352.04, Efficiency(%): 86.28% , Luminous Efficacy(lm/W): 121.31

Central intensity(cd): 9652.028, Maximum intensity(cd): 9652.028

Angle of maximum intensity: C=0.0  $\gamma$ =0.0

Beam Angle(50%Imax): [C0/180]Total=20.0

[C90/270]Total=20.0

Field angle(10%Imax): [C0/180]Total=54.8

[C90/270]Total=54.8

Maximum s/h(1/2): C0\_180=0.34 C90\_270=0.34

Maximum s/h(1/4): C0\_180=0.40 C90\_270=0.40

Up flux rate of lamp(%): 0.00%

Down flux rate of lamp(%): 86.28%

Up flux rate of LUM(%): - -

Down flux rate of LUM(%): 100.00%

CIE Type : Direct lighting

Output flux ratio in  $\pi$  solid angle : 98.020%

Equipment: GMS1980  
Temperature(°C): 25.0

Date: 2024/4/18  
Humidity(%): 60.0%

Operator: NT07  
Distance(m): 7.65

$\gamma(^{\circ})$	Average I(cd)	Zonal F(lm)	Sum F(lm)	Eff Flux(%)	Eff Sum(%)
0.0	9652.028	0.000	0	0.00%	0.00%
1.0	9574.486	9.200	9.2	0.34%	0.39%
2.0	9361.244	27.178	36.378	1.00%	1.55%
3.0	9034.543	43.997	80.375	1.61%	3.42%
4.0	8515.594	58.746	139.12	2.16%	5.91%
5.0	7904.400	70.638	209.758	2.59%	8.92%
6.0	7270.748	79.749	289.508	2.93%	12.31%
7.0	6616.173	86.196	375.704	3.16%	15.97%
8.0	5961.014	90.013	465.716	3.30%	19.80%
9.0	5357.135	91.727	557.444	3.36%	23.70%
10.0	4826.043	92.154	649.598	3.38%	27.62%
11.0	4348.865	91.676	741.274	3.36%	31.52%
12.0	3932.624	90.529	831.803	3.32%	35.37%
13.0	3510.750	88.334	920.137	3.24%	39.12%
14.0	3170.369	85.518	1005.654	3.14%	42.76%
15.0	2866.052	82.871	1088.525	3.04%	46.28%
16.0	2593.776	80.002	1168.527	2.93%	49.68%
17.0	2349.517	76.980	1245.507	2.82%	52.95%
18.0	2133.496	73.915	1319.422	2.71%	56.10%
19.0	1958.587	71.194	1390.616	2.61%	59.12%
20.0	1802.332	68.835	1459.451	2.53%	62.05%
21.0	1652.002	66.330	1525.782	2.43%	64.87%
22.0	1527.569	63.895	1589.677	2.34%	67.59%
23.0	1396.947	61.364	1651.041	2.25%	70.20%
24.0	1255.366	57.989	1709.03	2.13%	72.66%
25.0	1193.969	55.693	1764.722	2.04%	75.03%
26.0	1104.502	54.256	1818.978	1.99%	77.34%
27.0	1006.499	51.646	1870.624	1.89%	79.53%
28.0	913.273	48.605	1919.229	1.78%	81.60%
29.0	809.944	45.084	1964.313	1.65%	83.52%
30.0	702.519	40.836	2005.149	1.50%	85.25%
31.0	603.894	36.356	2041.505	1.33%	86.80%
32.0	511.011	31.941	2073.445	1.17%	88.16%
33.0	423.718	27.537	2100.983	1.01%	89.33%
34.0	354.193	23.542	2124.525	0.86%	90.33%
35.0	305.956	20.502	2145.026	0.75%	91.20%
36.0	271.764	18.395	2163.421	0.67%	91.98%
37.0	244.734	16.845	2180.266	0.62%	92.70%

$\gamma(^{\circ})$	Average I(cd)	Zonal F(lm)	Sum F(lm)	Eff Flux(%)	Eff Sum(%)
38.0	186.131	14.382	2194.648	0.53%	93.31%
39.0	159.357	11.792	2206.441	0.43%	93.81%
40.0	135.626	10.288	2216.729	0.38%	94.25%
41.0	115.684	8.949	2225.678	0.33%	94.63%
42.0	98.888	7.796	2233.473	0.29%	94.96%
43.0	84.916	6.809	2240.282	0.25%	95.25%
44.0	73.775	5.989	2246.271	0.22%	95.50%
45.0	64.799	5.326	2251.597	0.20%	95.73%
46.0	57.367	4.778	2256.375	0.18%	95.93%
47.0	51.368	4.325	2260.699	0.16%	96.12%
48.0	47.301	3.989	2264.688	0.15%	96.29%
49.0	44.287	3.761	2268.449	0.14%	96.45%
50.0	41.887	3.593	2272.042	0.13%	96.60%
51.0	40.359	3.480	2275.522	0.13%	96.75%
52.0	39.664	3.434	2278.956	0.13%	96.89%
53.0	38.844	3.415	2282.371	0.13%	97.04%
54.0	38.127	3.393	2285.763	0.12%	97.18%
55.0	37.901	3.394	2289.157	0.12%	97.33%
56.0	37.389	3.402	2292.559	0.12%	97.47%
57.0	36.401	3.374	2295.933	0.12%	97.61%
58.0	35.128	3.308	2299.241	0.12%	97.76%
59.0	33.292	3.199	2302.439	0.12%	97.89%
60.0	30.827	3.029	2305.469	0.11%	98.02%
61.0	28.376	2.825	2308.294	0.10%	98.14%
62.0	26.167	2.628	2310.922	0.10%	98.25%
63.0	23.358	2.409	2313.331	0.09%	98.35%
64.0	21.061	2.180	2315.51	0.08%	98.45%
65.0	19.451	2.005	2317.515	0.07%	98.53%
66.0	18.149	1.876	2319.391	0.07%	98.61%
67.0	17.118	1.773	2321.165	0.07%	98.69%
68.0	16.342	1.695	2322.86	0.06%	98.76%
69.0	15.779	1.639	2324.498	0.06%	98.83%
70.0	15.245	1.593	2326.092	0.06%	98.90%
71.0	14.792	1.552	2327.644	0.06%	98.96%
72.0	14.375	1.517	2329.161	0.06%	99.03%
73.0	14.038	1.486	2330.646	0.05%	99.09%
74.0	13.724	1.459	2332.106	0.05%	99.15%
75.0	13.431	1.435	2333.541	0.05%	99.21%

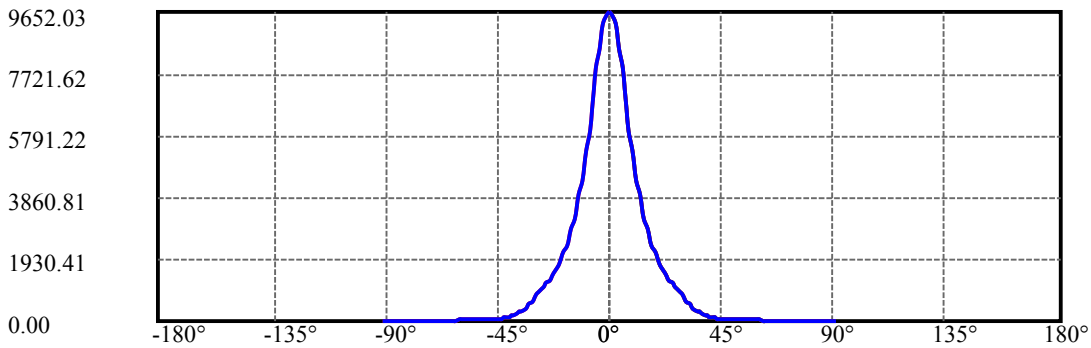
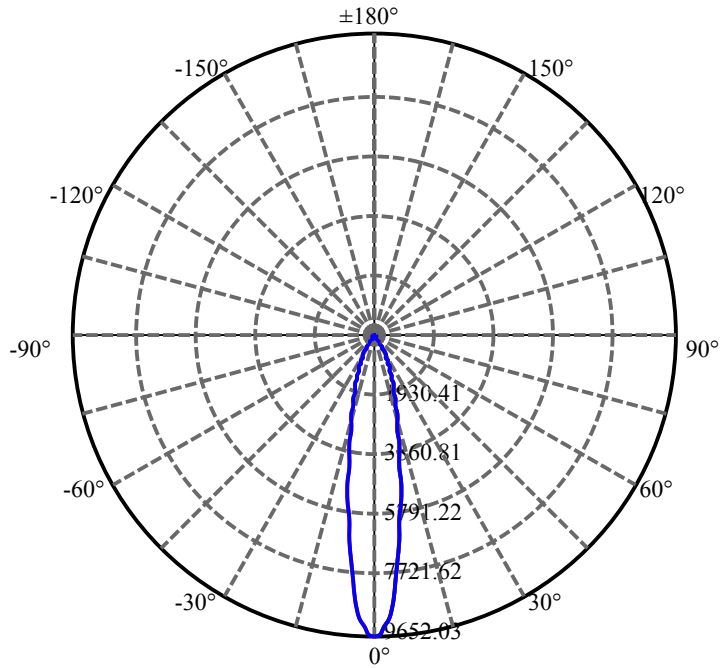
$\gamma(^{\circ})$	Average I(cd)	Zonal F(lm)	Sum F(lm)	Eff Flux(%)	Eff Sum(%)
76.0	13.182	1.413	2334.953	0.05%	99.27%
77.0	12.919	1.392	2336.345	0.05%	99.33%
78.0	12.634	1.368	2337.713	0.05%	99.39%
79.0	12.326	1.341	2339.054	0.05%	99.45%
80.0	12.012	1.312	2340.366	0.05%	99.50%
81.0	11.712	1.283	2341.649	0.05%	99.56%
82.0	11.383	1.252	2342.901	0.05%	99.61%
83.0	11.083	1.221	2344.123	0.04%	99.66%
84.0	10.841	1.194	2345.317	0.04%	99.71%
85.0	10.600	1.170	2346.487	0.04%	99.76%
86.0	10.395	1.148	2347.635	0.04%	99.81%
87.0	10.205	1.127	2348.762	0.04%	99.86%
88.0	10.037	1.109	2349.871	0.04%	99.91%
89.0	9.876	1.091	2350.962	0.04%	99.95%
90.0	9.839	1.081	2352.043	0.04%	100.00%

ZONAL LUMEN SUMMARY

Zone	Lumens	%Lamp	%Fixt
0-30	2005.15	73.56%	85.25%
0-40	2216.73	81.32%	94.25%
0-60	2305.47	84.57%	98.02%
0-90	2350.96	86.24%	99.95%
0-120	2350.96	86.24%	99.95%
0-180	2352.04	86.28%	100.00%
60-90	45.49	1.67%	1.93%
90-120	0.00	0.00%	0.00%
90-130	0.00	0.00%	0.00%
90-150	0.00	0.00%	0.00%
90-180	0.00	0.00%	0.00%
0-27.23	1881.64	69.03%	80.00%

ZONAL LUMEN SUMMARY

0-10	649.60
10-20	809.85
20-30	545.70
30-40	211.58
40-50	55.31
50-60	33.43
60-70	20.62
70-80	14.27
80-90	10.60
90-100	0.00
100-110	0.00
110-120	0.00
120-130	0.00
130-140	0.00
140-150	0.00
150-160	0.00
160-170	0.00
170-180	0.00



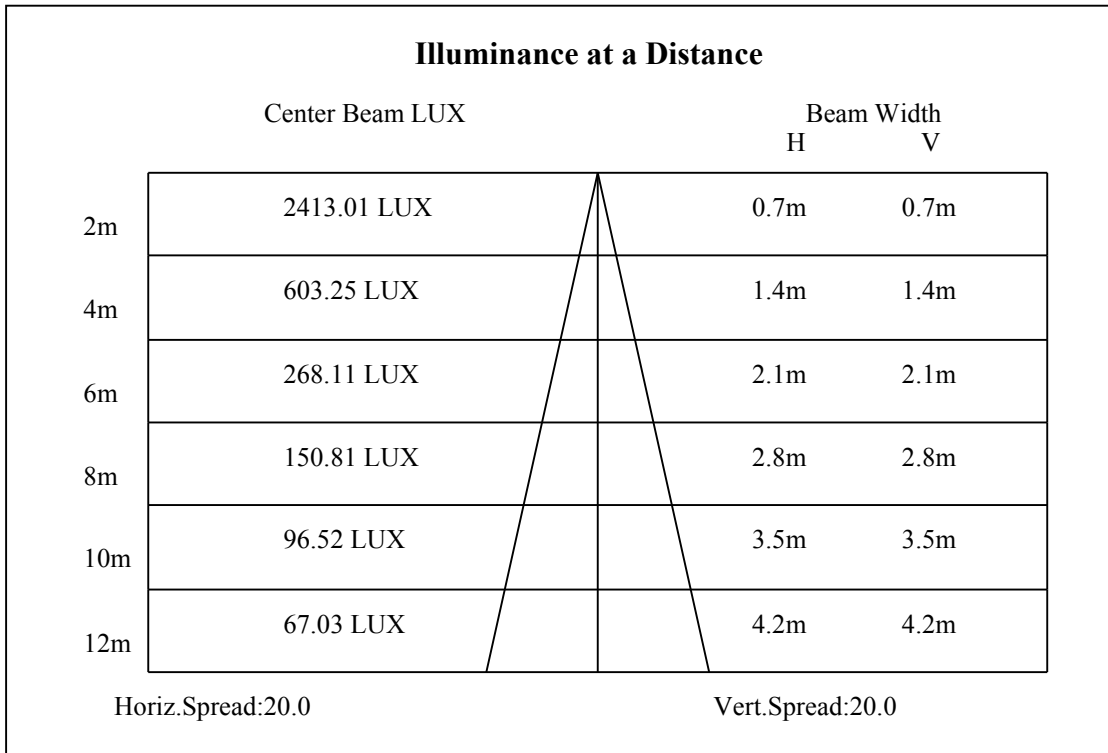
C0(Max): —————

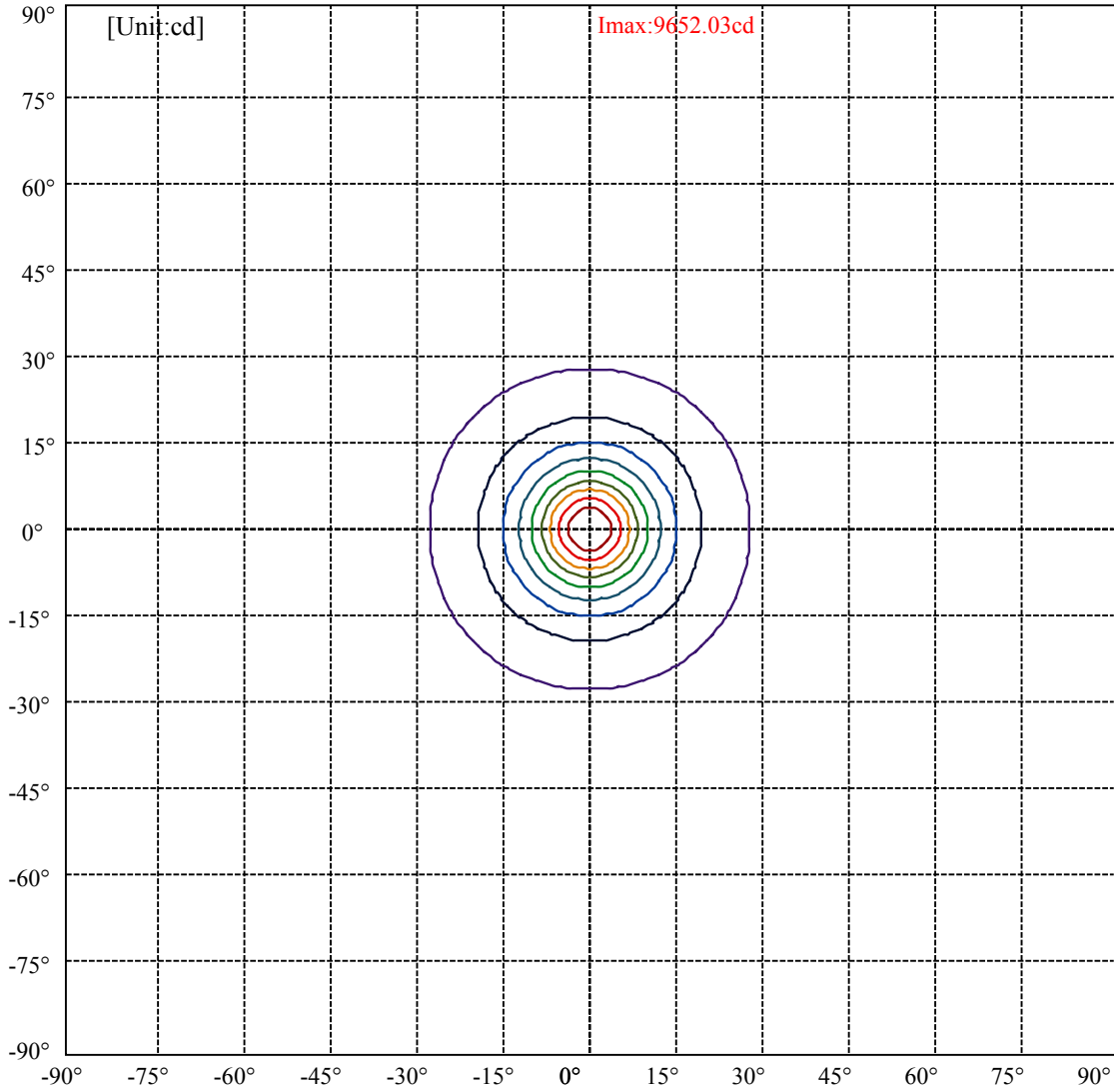
C0/C180: —————

C90/C270: —————

Field angle(10%Imax):C0/180Left:27.4 Right:27.4  
:C90/270Left:27.4 Right:27.4

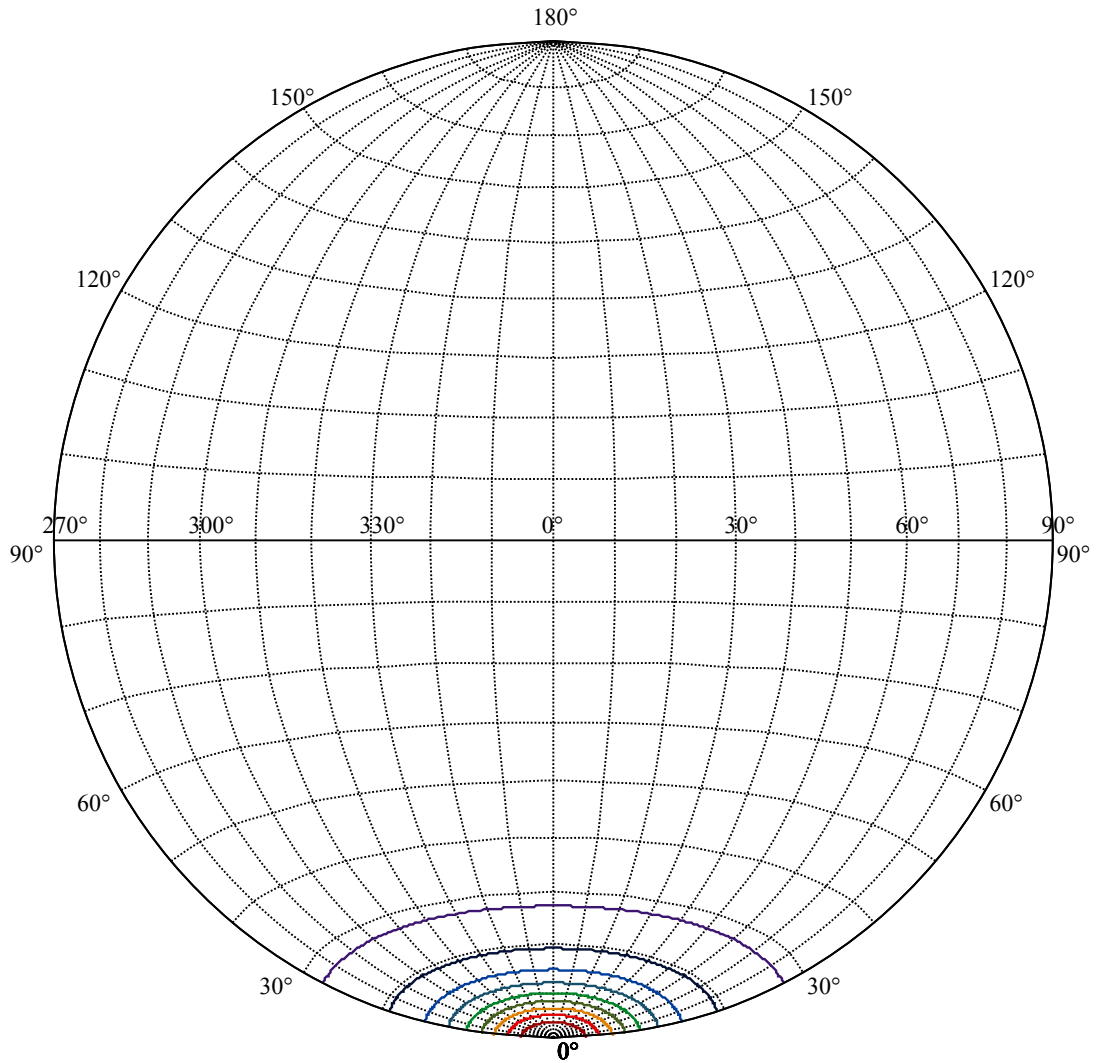
Beam Angle(50%Imax):C0/180Left:10.0 Right:10.0  
:C90/270Left:10.0 Right:10.0





(10%Imax) 965.203	—
(20%Imax) 1930.41	—
(30%Imax) 2895.61	—
(40%Imax) 3860.81	—
(50%Imax) 4826.01	—
(60%Imax) 5791.22	—
(70%Imax) 6756.42	—
(80%Imax) 7721.62	—
(90%Imax) 8686.83	—





House

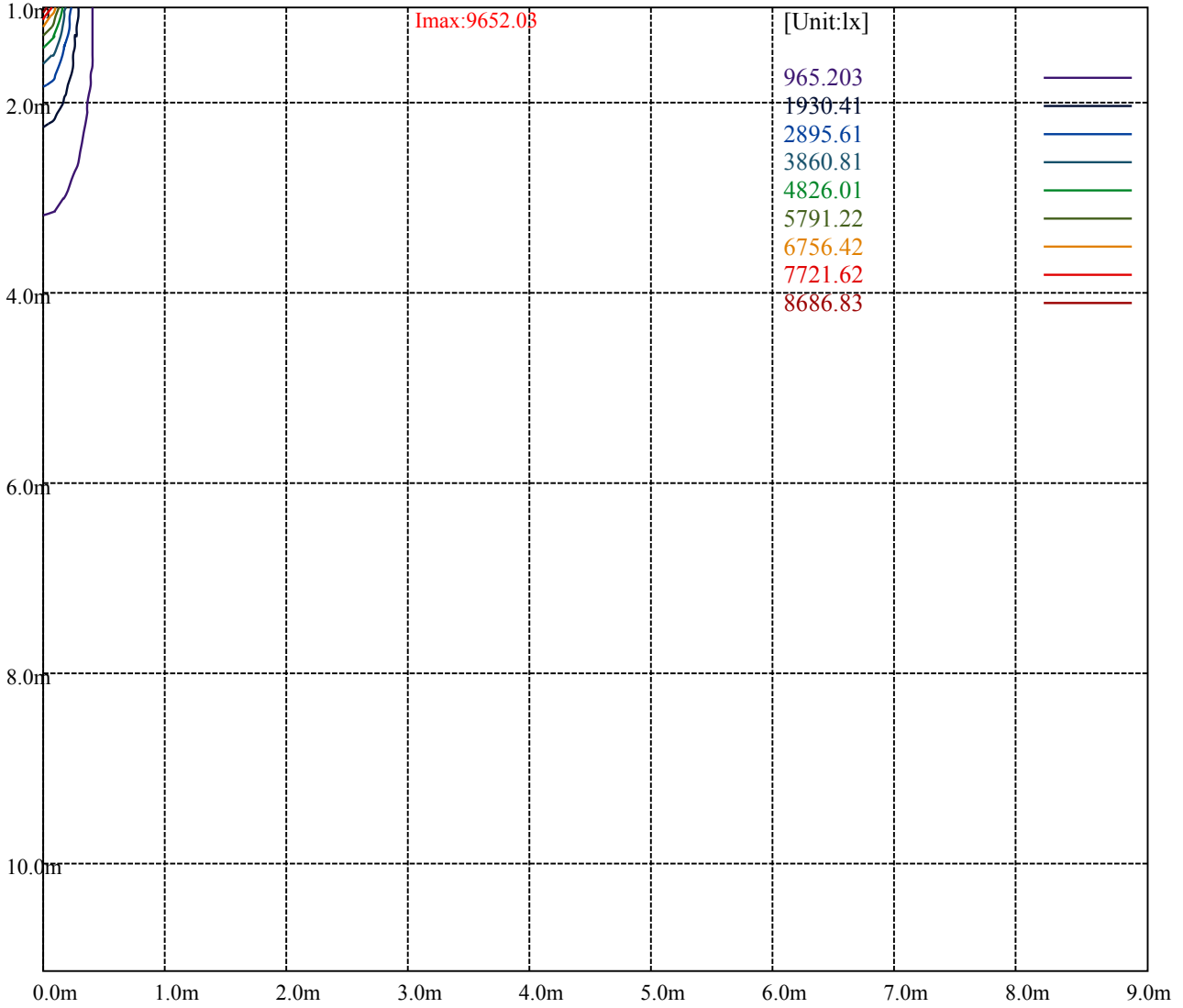
[Unit:cd]

Road

**Imax:9652.03**

(10%Imax) 965.203	—
(20%Imax) 1930.41	—
(30%Imax) 2895.61	—
(40%Imax) 3860.81	—
(50%Imax) 4826.01	—
(60%Imax) 5791.22	—
(70%Imax) 6756.42	—
(80%Imax) 7721.62	—
(90%Imax) 8686.83	—





Luminance Table

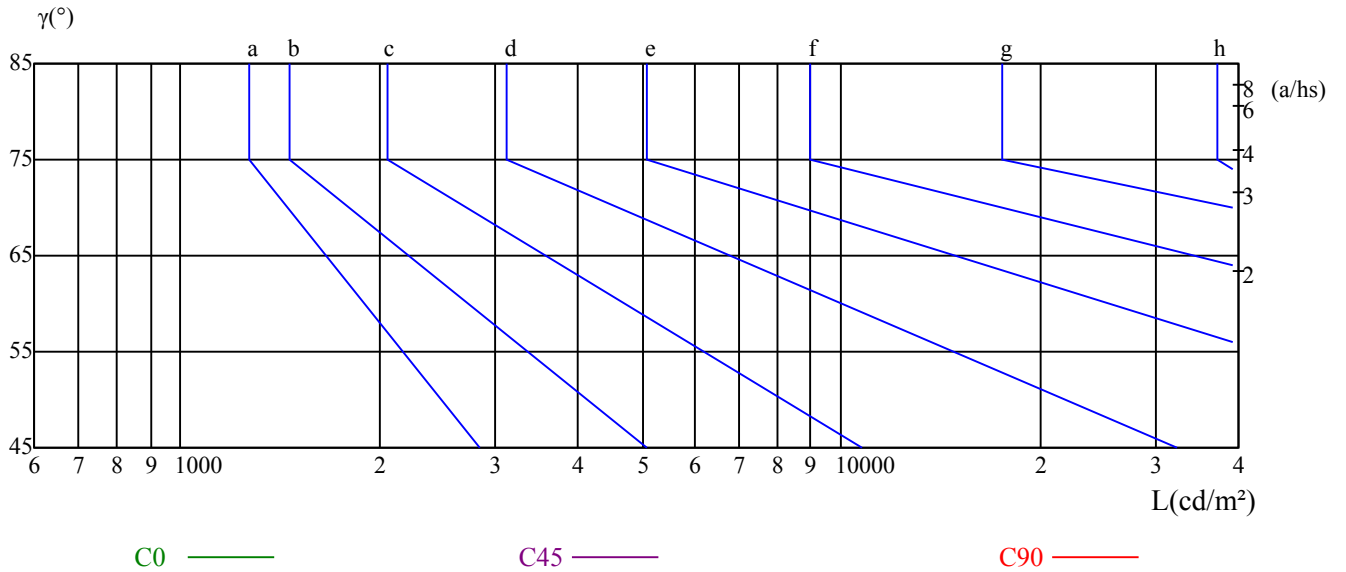
$\gamma$	45	50	55	60	65	70	75	80	85
C0	0	0	0	0	0	0	0	0	0
C45	0	0	0	0	0	0	0	0	0
C90	0	0	0	0	0	0	0	0	0

L(Hor)(65)	L(Ver)(65)	L45(65)	L(Hor)(75)	L(Ver)(75)	L45(75)	L(Hor)(85)	L(Ver)(85)	L45(85)
0	0	0	0	0	0	0	0	0

Glare Table

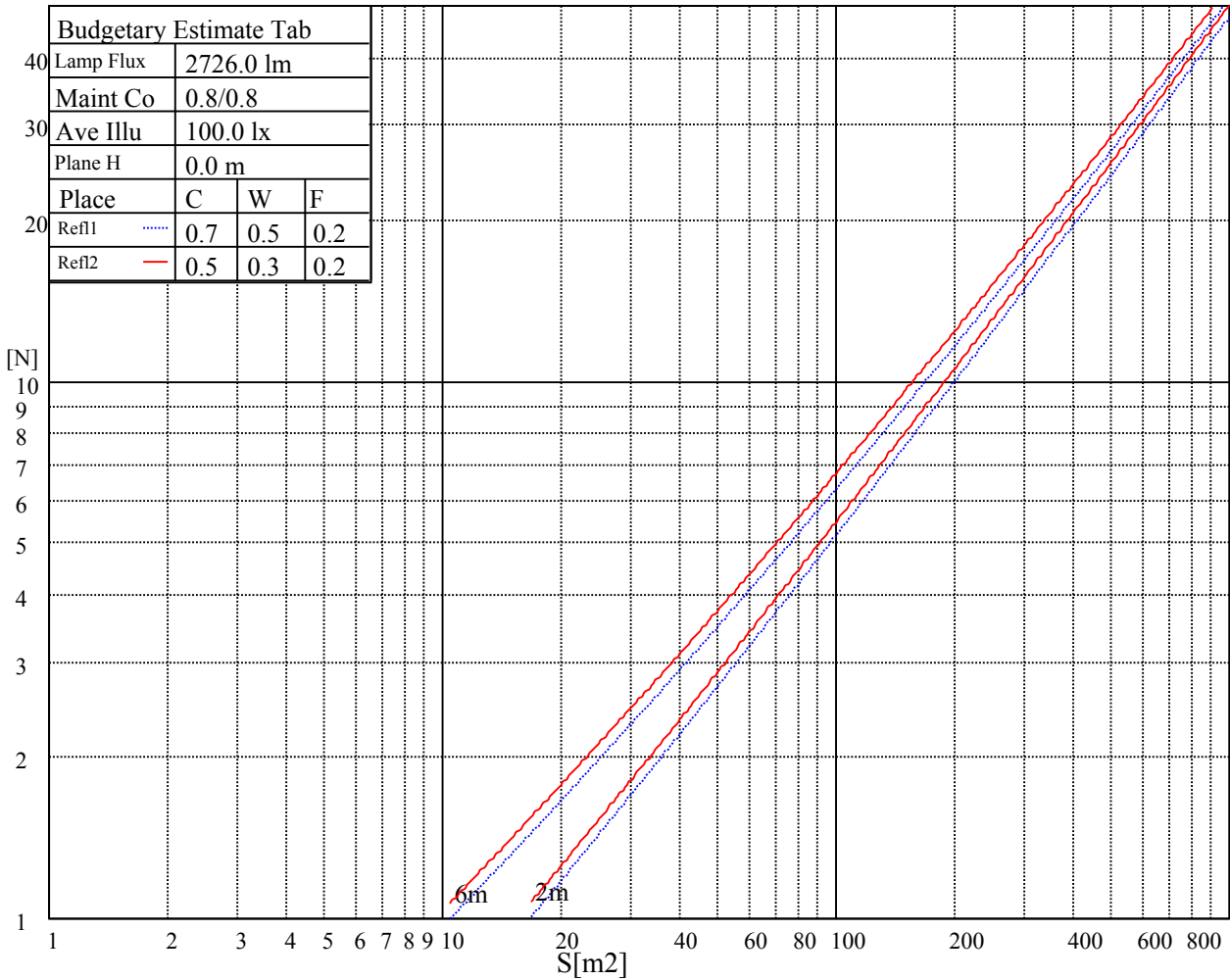
Glare	Quality	Service Values Illuminance(lx)							
1.15	A	2000	1000	500	<=300				
1.5	B		2000	1000	500	<=300			
1.85	C			2000	1000	500	<=300		
2.2	D				2000	1000	500	<=300	
2.55	E					2000	1000	500	<=300
		a	b	c	d	e	f	g	h

Luminance Limiting Curve

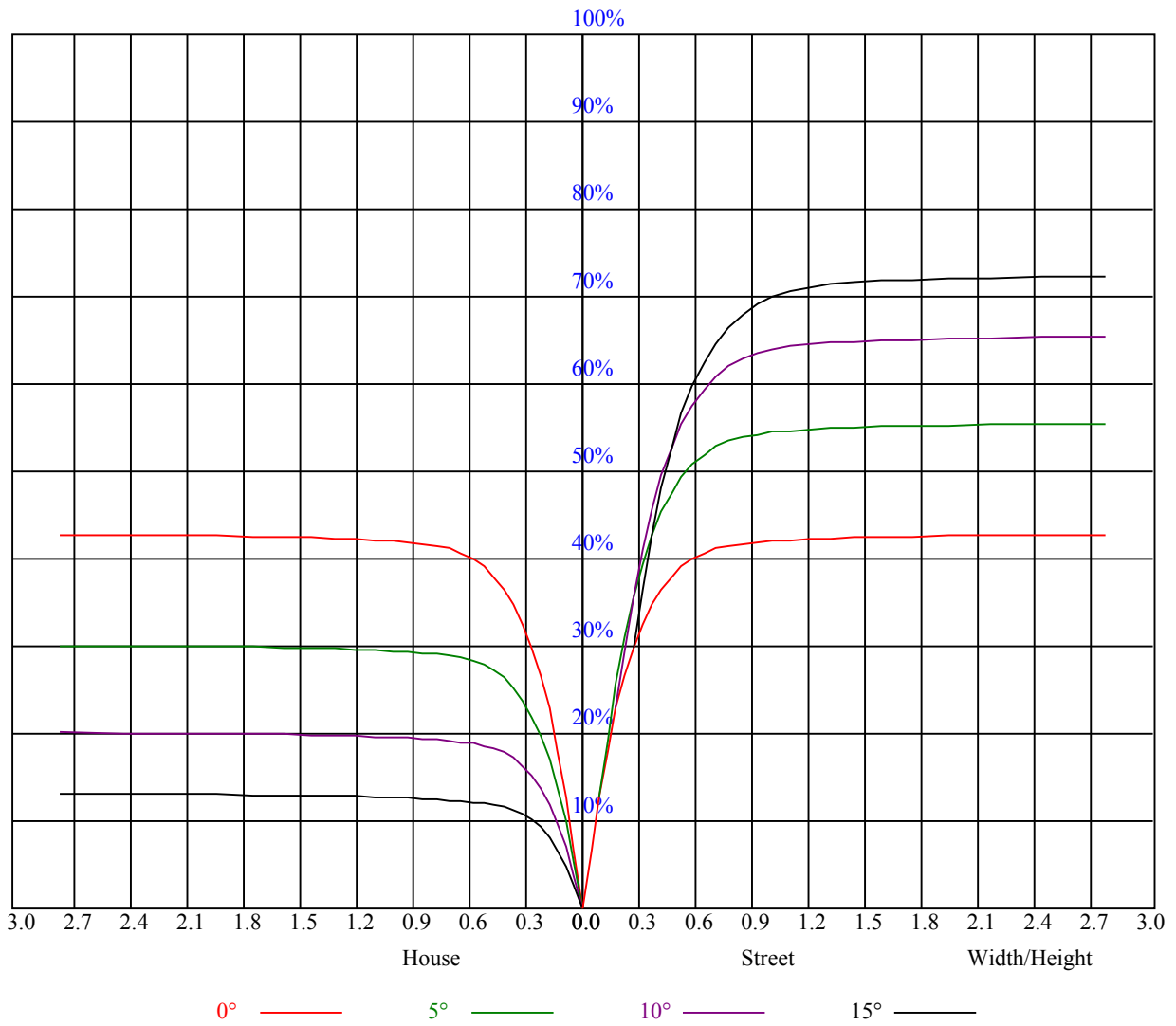


Illumination assessment according UGR											
Rf of Ceiling	70	70	50	50	30	70	70	50	50	30	
Rf of Wall	50	30	50	30	30	50	30	50	30	30	
Rf of Floor	20	20	20	20	20	20	20	20	20	20	
Room dimensions		Viewed crosswise					Viewed endwise				
X	Y										
2H	2H	非数字	非数字	非数字	非数字	非数字	非数字	非数字	非数字	非数字	
	3H	非数字	非数字	非数字	非数字	非数字	非数字	非数字	非数字	非数字	
	4H	非数字	非数字	非数字	非数字	非数字	非数字	非数字	非数字	非数字	
	6H	非数字	非数字	非数字	非数字	非数字	非数字	非数字	非数字	非数字	
	8H	非数字	非数字	非数字	非数字	非数字	非数字	非数字	非数字	非数字	
	12H	非数字	非数字	非数字	非数字	非数字	非数字	非数字	非数字	非数字	
4H	2H	非数字	非数字	非数字	非数字	非数字	非数字	非数字	非数字	非数字	
	3H	非数字	非数字	非数字	非数字	非数字	非数字	非数字	非数字	非数字	
	4H	非数字	非数字	非数字	非数字	非数字	非数字	非数字	非数字	非数字	
	6H	非数字	非数字	非数字	非数字	非数字	非数字	非数字	非数字	非数字	
	8H	非数字	非数字	非数字	非数字	非数字	非数字	非数字	非数字	非数字	
8H	12H	非数字	非数字	非数字	非数字	非数字	非数字	非数字	非数字	非数字	
	4H	非数字	非数字	非数字	非数字	非数字	非数字	非数字	非数字	非数字	
	6H	非数字	非数字	非数字	非数字	非数字	非数字	非数字	非数字	非数字	
	8H	非数字	非数字	非数字	非数字	非数字	非数字	非数字	非数字	非数字	
12H	12H	非数字	非数字	非数字	非数字	非数字	非数字	非数字	非数字	非数字	
	4H	非数字	非数字	非数字	非数字	非数字	非数字	非数字	非数字	非数字	
	6H	非数字	非数字	非数字	非数字	非数字	非数字	非数字	非数字	非数字	
	8H	非数字	非数字	非数字	非数字	非数字	非数字	非数字	非数字	非数字	
Variation with the observer position at spacings:											
S = 1.0H	非数字/非数字					非数字/非数字					
S = 1.5H	非数字/非数字					非数字/非数字					
S = 2.0H	非数字/非数字					非数字/非数字					
Standard tables:	BK0					BK0					
Uncorrected UGR	负无穷大					负无穷大					

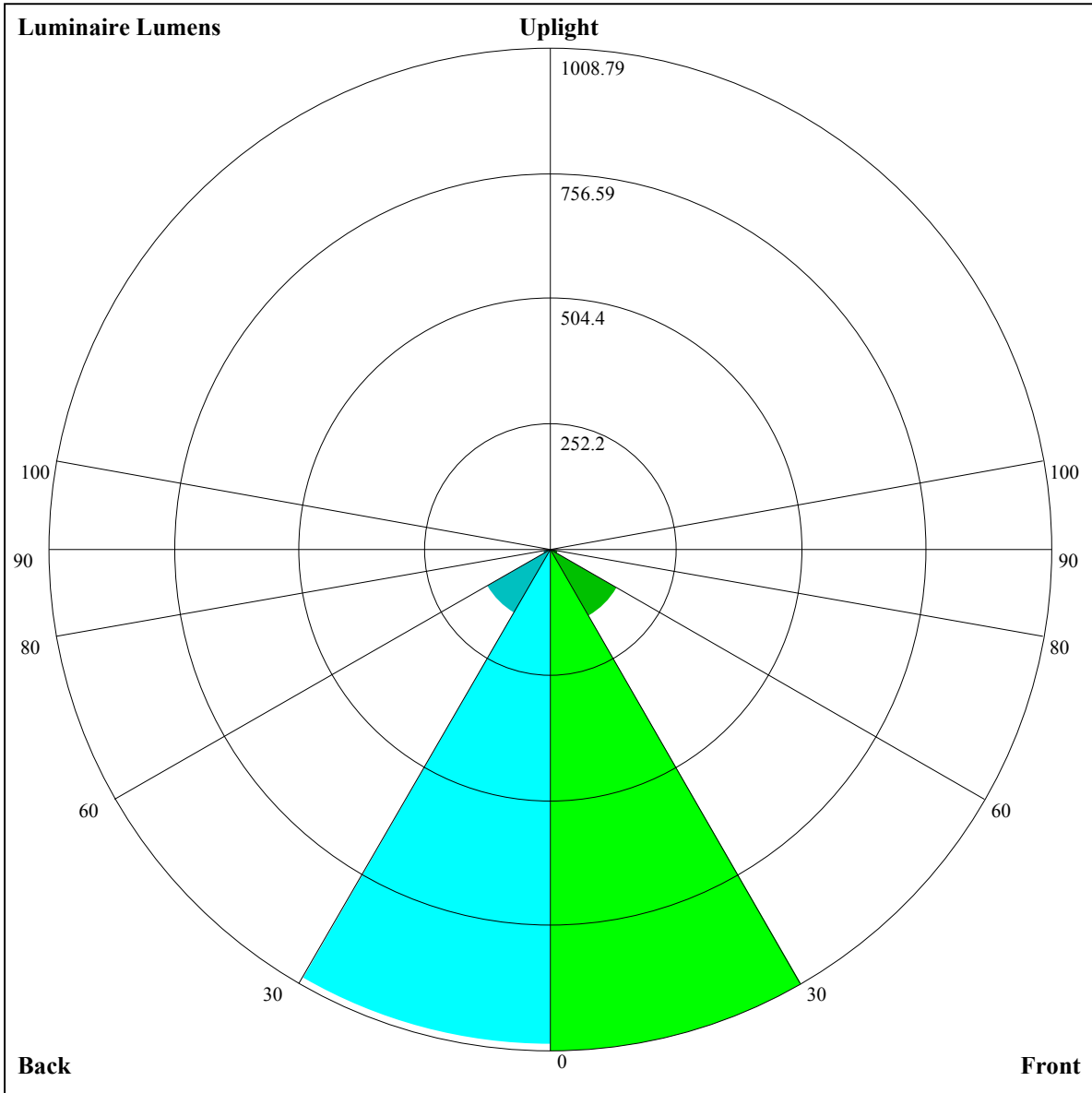
UGR calculation is based on CIE Publ. 117 ,S/H = 0.25



RHOCC	80			70			50			30			10			0
RHOW	50	30	10	50	30	10	50	30	10	50	30	10	50	30	10	0
RCR	COEFFICIENTS OF UTILIZATION RHOF=20 CU															
0	1.03	1.03	1.03	1.00	1.00	1.00	0.96	0.96	0.96	0.92	0.92	0.92	0.88	0.88	0.88	0.86
1	0.96	0.94	0.93	0.94	0.93	0.91	0.91	0.90	0.88	0.88	0.87	0.86	0.85	0.84	0.83	0.82
2	0.91	0.88	0.85	0.89	0.86	0.84	0.87	0.84	0.82	0.84	0.82	0.81	0.82	0.80	0.79	0.78
3	0.86	0.82	0.79	0.85	0.81	0.79	0.83	0.80	0.77	0.81	0.78	0.76	0.79	0.77	0.75	0.74
4	0.82	0.78	0.75	0.81	0.77	0.74	0.79	0.76	0.73	0.77	0.75	0.72	0.76	0.73	0.72	0.70
5	0.78	0.74	0.71	0.77	0.73	0.70	0.76	0.72	0.70	0.74	0.71	0.69	0.73	0.70	0.68	0.67
6	0.74	0.70	0.67	0.74	0.70	0.67	0.73	0.69	0.66	0.71	0.68	0.66	0.70	0.68	0.66	0.65
7	0.71	0.67	0.64	0.71	0.67	0.64	0.70	0.66	0.64	0.69	0.66	0.63	0.68	0.65	0.63	0.62
8	0.69	0.64	0.61	0.68	0.64	0.61	0.67	0.64	0.61	0.66	0.63	0.61	0.66	0.63	0.61	0.60
9	0.66	0.62	0.59	0.66	0.62	0.59	0.65	0.61	0.59	0.64	0.61	0.59	0.64	0.61	0.58	0.57
10	0.64	0.60	0.57	0.63	0.59	0.57	0.63	0.59	0.57	0.62	0.59	0.56	0.62	0.59	0.56	0.55







Luminaire Lumens:

FL=1008.79,FM=153.62,FH=17.57,FVH=5.86

BL=997.67,BM=149.16,BH=17.39,BVH=5.83

UL=0,UH=0

BUG Rating:B2-U0-G0

Intensity data(cd)

C/γ(°)	0.0	1.0	2.0	3.0	4.0	5.0	6.0	7.0	8.0
0.0	9660.95	9586.04	9295.77	8943.47	8495.18	7784.14	7168.48	6551.65	5961.16
45.0	9624.67	9649.83	9539.81	9299.28	8819.98	8340.69	7790.57	7171.41	6414.12
90.0	9650.42	9429.20	9117.86	8719.33	8220.13	7468.70	6848.95	6226.27	5667.96
135.0	9672.07	9649.83	9478.36	9189.26	8676.60	8144.63	7511.42	6865.92	6093.42
180.0	9660.95	9590.73	9421.01	9120.20	8559.56	7995.40	7375.65	6721.95	5962.92
225.0	9624.67	9442.66	9165.85	8725.76	8035.78	7435.34	6812.08	6033.14	5468.99
270.0	9650.42	9658.61	9579.02	9369.51	8898.99	8393.36	7647.19	6999.35	6372.57
315.0	9672.07	9588.97	9292.26	8909.52	8418.52	7672.94	7011.64	6359.70	5746.97
360.0	9660.95	9586.04	9295.77	8943.47	8495.18	7784.14	7168.48	6551.65	5961.16
C/γ(°)	9.0	10.0	11.0	12.0	13.0	14.0	15.0	16.0	17.0
0.0	5274.11	4764.96	4315.51	3894.15	3440.60	3125.16	2845.42	2525.89	2308.77
45.0	5862.26	5318.00	4705.85	4259.91	3760.71	3420.11	3106.43	2824.94	2517.70
90.0	5000.22	4532.04	4000.07	3625.53	3304.24	2938.47	2678.63	2439.86	2187.63
135.0	5529.26	5017.19	4549.01	4026.99	3651.28	3321.21	2945.50	2679.80	2430.40
180.0	5413.39	4899.56	4452.45	4048.65	3581.05	3245.72	2878.78	2621.87	2393.63
225.0	4962.77	4408.56	4016.46	3641.91	3301.90	2932.04	2673.37	2442.79	2237.37
270.0	5636.36	5107.32	4611.63	4199.63	3713.90	3359.25	3052.01	2769.93	2468.54
315.0	5178.71	4560.72	4139.94	3764.23	3332.33	3020.99	2748.28	2445.13	2232.11
360.0	5274.11	4764.96	4315.51	3894.15	3440.60	3125.16	2845.42	2525.89	2308.77
C/γ(°)	18.0	19.0	20.0	21.0	22.0	23.0	24.0	25.0	26.0
0.0	2119.16	1913.74	1771.53	1611.18	1497.06	1392.31	1151.55	1151.55	1084.95
45.0	2301.75	2115.65	1951.78	1775.05	1646.30	1532.18	1404.01	1307.45	1212.06
90.0	2018.50	1867.51	1731.15	1577.83	1467.80	1365.97	1147.51	1147.51	1058.79
135.0	2195.82	2023.18	1833.57	1701.89	1579.58	1465.46	1337.88	1238.98	1144.17
180.0	2149.59	1974.02	1825.38	1660.34	1541.54	1427.42	1324.42	1201.53	1107.30
225.0	2016.16	1856.39	1719.45	1560.27	1448.49	1165.48	1165.48	1117.31	1000.50
270.0	2258.44	2062.39	1866.34	1730.57	1576.07	1463.71	1358.95	1234.30	1143.00
315.0	2008.55	1855.81	1719.45	1598.89	1463.71	1363.05	1153.13	1153.13	1085.24
360.0	2119.16	1913.74	1771.53	1611.18	1497.06	1392.31	1151.55	1151.55	1084.95
C/γ(°)	27.0	28.0	29.0	30.0	31.0	32.0	33.0	34.0	35.0
0.0	995.58	902.42	811.24	692.38	602.61	516.46	419.84	357.46	306.37
45.0	1099.70	1008.40	916.52	800.06	705.25	611.03	500.43	422.59	358.80
90.0	967.32	875.09	757.22	662.59	546.48	462.09	388.36	315.73	269.44
135.0	1048.78	953.98	833.42	739.20	645.56	533.78	451.85	366.99	314.91
180.0	1011.91	918.28	798.31	698.82	602.84	489.89	412.06	338.32	303.79
225.0	907.16	812.99	717.08	599.33	513.59	437.34	377.06	318.07	278.51
270.0	1050.54	956.90	863.85	742.71	646.73	556.61	451.27	383.38	331.88
315.0	971.01	878.13	781.92	685.06	568.08	480.88	388.88	331.00	283.95
360.0	995.58	902.42	811.24	692.38	602.61	516.46	419.84	357.46	306.37
C/γ(°)	36.0	37.0	38.0	39.0	40.0	41.0	42.0	43.0	44.0
0.0	253.64	219.28	181.48	156.37	135.19	117.28	102.59	87.32	77.07
45.0	305.55	305.55	209.51	177.67	150.99	123.89	107.15	93.34	79.30
90.0	229.82	196.64	161.11	137.18	117.75	101.71	85.79	75.32	66.66
135.0	302.62	302.62	190.78	163.92	140.81	117.51	102.82	89.77	78.48
180.0	303.79	218.70	183.00	158.48	136.47	117.28	96.85	83.80	72.28
225.0	244.39	213.31	178.38	153.15	125.30	107.04	91.94	76.02	65.90
270.0	298.52	298.52	210.21	182.88	153.62	132.55	109.50	94.28	81.46
315.0	235.79	203.25	174.57	145.19	124.89	108.21	94.46	79.47	69.06
360.0	253.64	219.28	181.48	156.37	135.19	117.28	102.59	87.32	77.07

Intensity data(cd)

C/γ(°)	45.0	46.0	47.0	48.0	49.0	50.0	51.0	52.0	53.0
0.0	68.35	60.98	53.90	50.04	46.58	44.01	42.72	41.84	40.67
45.0	70.58	63.50	56.01	50.68	46.99	43.66	41.32	40.44	39.74
90.0	58.17	52.44	46.70	43.95	41.84	39.85	38.92	38.33	37.51
135.0	68.59	59.34	53.72	49.10	45.53	43.31	41.32	40.50	40.03
180.0	63.09	54.89	50.04	46.17	42.96	41.08	39.33	38.98	38.33
225.0	58.00	52.14	46.82	43.48	41.38	39.68	38.68	38.27	37.40
270.0	70.70	60.63	54.60	49.33	45.71	42.78	41.02	39.80	38.86
315.0	60.92	55.01	49.16	45.65	43.31	40.73	39.56	39.15	38.22
360.0	68.35	60.98	53.90	50.04	46.58	44.01	42.72	41.84	40.67
C/γ(°)	54.0	55.0	56.0	57.0	58.0	59.0	60.0	61.0	62.0
0.0	39.85	39.50	38.62	37.34	36.05	33.47	30.96	28.56	26.57
45.0	38.68	38.33	38.33	37.86	36.40	35.23	33.07	29.85	27.62
90.0	37.34	37.28	36.64	35.58	34.53	31.78	29.26	26.69	24.29
135.0	38.98	38.80	38.57	37.75	36.23	35.00	32.60	30.08	27.39
180.0	37.57	37.45	37.04	36.05	34.70	33.01	30.72	28.27	26.39
225.0	37.16	36.87	35.99	34.53	33.30	31.19	28.32	26.45	24.05
270.0	37.92	37.45	37.10	36.40	35.23	33.71	31.66	29.38	27.33
315.0	37.51	37.51	36.81	35.70	34.59	32.95	30.02	27.74	25.69
360.0	39.85	39.50	38.62	37.34	36.05	33.47	30.96	28.56	26.57
C/γ(°)	63.0	64.0	65.0	66.0	67.0	68.0	69.0	70.0	71.0
0.0	23.41	21.24	19.78	18.26	17.38	16.56	15.98	15.51	15.04
45.0	24.76	22.12	20.37	19.02	17.67	16.85	16.27	15.74	15.16
90.0	21.77	19.61	18.38	17.32	16.44	15.86	15.39	14.86	14.46
135.0	24.76	22.12	20.13	18.73	17.67	16.74	16.09	15.51	15.04
180.0	23.41	21.07	19.20	17.97	16.85	16.21	15.63	15.16	14.69
225.0	21.71	19.72	18.38	17.38	16.62	15.86	15.33	14.81	14.40
270.0	24.58	22.12	20.31	18.90	17.50	16.68	16.09	15.39	14.98
315.0	22.47	20.48	19.08	17.62	16.80	15.98	15.45	14.98	14.57
360.0	23.41	21.24	19.78	18.26	17.38	16.56	15.98	15.51	15.04
C/γ(°)	72.0	73.0	74.0	75.0	76.0	77.0	78.0	79.0	80.0
0.0	14.57	14.22	13.93	13.64	13.34	13.05	12.76	12.41	12.11
45.0	14.75	14.34	13.99	13.69	13.46	13.17	12.87	12.58	12.29
90.0	14.16	13.81	13.58	13.28	13.05	12.76	12.47	12.17	11.76
135.0	14.63	14.22	13.81	13.58	13.34	13.05	12.82	12.47	12.17
180.0	14.28	13.99	13.69	13.34	13.17	12.93	12.64	12.35	12.06
225.0	14.05	13.75	13.40	13.17	12.87	12.64	12.29	12.06	11.70
270.0	14.46	14.10	13.81	13.46	13.23	12.99	12.76	12.35	12.11
315.0	14.10	13.87	13.58	13.28	12.99	12.76	12.47	12.23	11.88
360.0	14.57	14.22	13.93	13.64	13.34	13.05	12.76	12.41	12.11
C/γ(°)	81.0	82.0	83.0	84.0	85.0	86.0	87.0	88.0	89.0
0.0	11.82	11.47	11.18	10.94	10.71	10.48	10.30	10.12	9.95
45.0	12.00	11.59	11.29	11.06	10.77	10.59	10.36	10.12	10.01
90.0	11.47	11.24	10.94	10.71	10.48	10.30	10.07	9.95	9.83
135.0	11.88	11.53	11.12	10.94	10.65	10.42	10.24	10.07	9.89
180.0	11.70	11.41	11.06	10.83	10.59	10.36	10.18	10.01	9.83
225.0	11.41	11.12	10.89	10.65	10.42	10.24	10.07	9.95	9.83
270.0	11.82	11.47	11.18	10.89	10.65	10.48	10.30	10.12	9.89
315.0	11.59	11.24	11.00	10.71	10.53	10.30	10.12	9.95	9.77
360.0	11.82	11.47	11.18	10.94	10.71	10.48	10.30	10.12	9.95

Intensity data(cd)

C/γ(°)	90.0
0.0	9.95
45.0	9.83
90.0	9.83
135.0	9.83
180.0	9.83
225.0	9.83
270.0	9.83
315.0	9.77
360.0	9.95